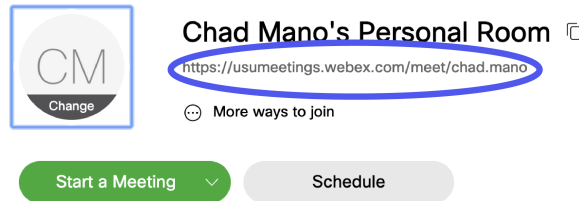


## CS Online Tutoring

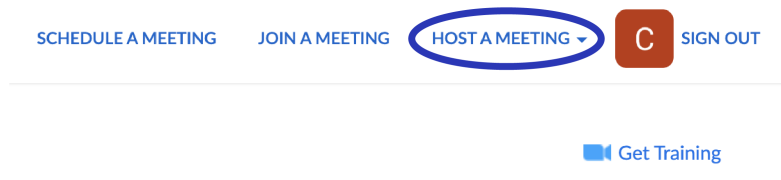
Thank you to Bryan Christensen who has been developing this tutor room management software.

Instructions:

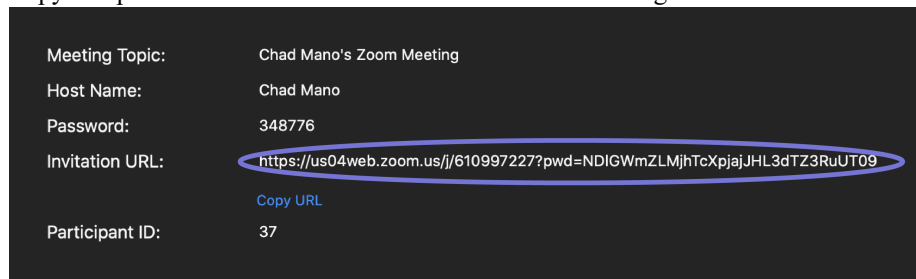
- 1) Go to [tinyurl.com/usu-cs-coach](https://tinyurl.com/usu-cs-coach)
- 2) Click login and type your **email address**
  - a. **The tutors will use this to contact you if there's a problem**
  - b. **The form only allows 30 characters. Enter as much as you can if yours is longer**
  - c. **The website will be updated soon with a label and to allow longer input**
- 3) Click *Join Queue* on the left
- 4) Select your course and choose distance student
- 5) Setup an online session using one of the following:
  - a. WebEx
    - i. Go to <https://usumeetings.webex.com/>
    - ii. Sign in with usu email address
    - iii. Follow instructions for installation
    - iv. Copy and paste your personal room URL into the box on the coaching site



- b. Zoom
  - i. Go to <https://zoom.us/>
  - ii. Create a free account
  - iii. Choose *Host a Meeting*



- iv. Copy and paste the *invitation url* into the box on the coaching site



- 6) Start your meeting
- 7) Wait until a tutor joins your meeting
  - a. Please turn your sound on so you can hear when a tutor joins
  - b. During busy times your WebEx meeting may close automatically while waiting. Please restart your meeting if this happens